



XPLORE

DOWNLOADS

**SHARE THE GOSPEL
(THE BRIDGE ILLUSTRATION)**



CENTER FOR
MISSION MOBILIZATION

SHARE THE GOSPEL (THE BRIDGE ILLUSTRATION)

EQUIPPING YOU TO SHARE YOUR FAITH

The gospel is simple: Jesus came to save a sinful people through His death and resurrection. However, when we find ourselves in a position of having the incredible opportunity to share this good news, sometimes we struggle to explain God's plan for salvation clearly & concisely. The Bridge is a classic illustration that serves as a visual expression of this foundational spiritual concept. Learn how to use it as a helpful tool for laying out the truth and power of the cross in a way that nearly anyone will be able to understand and resonate with.

QUESTIONS & ACTIVITIES

1. What are some ways you have attempted to share your faith in the past? How did it go?

[READ THESE PASSAGES]

- 1 Peter 3:15
- 1 Timothy 1:7
- Isaiah 55:10-11

2. How do these verses apply to sharing the Gospel?

There are many great ways to share the Gospel. The Bridge Illustration, using Romans 6:23, is an easy way to share the Gospel. Practice sharing the Bridge Illustration (step-by-step instructions on the next page) with one another.

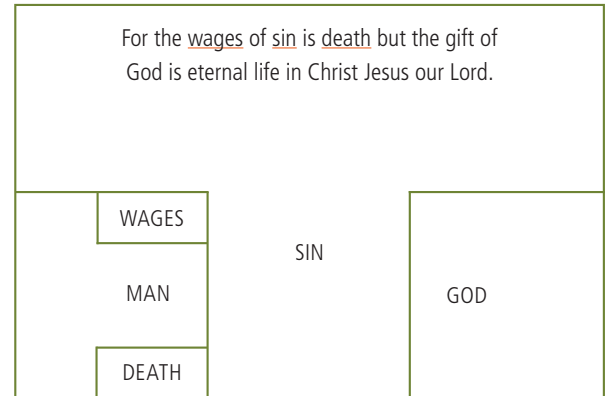
APPLICATION

Who could we share the Bridge Illustration with this week together?

THE BRIDGE ILLUSTRATION

Part 1

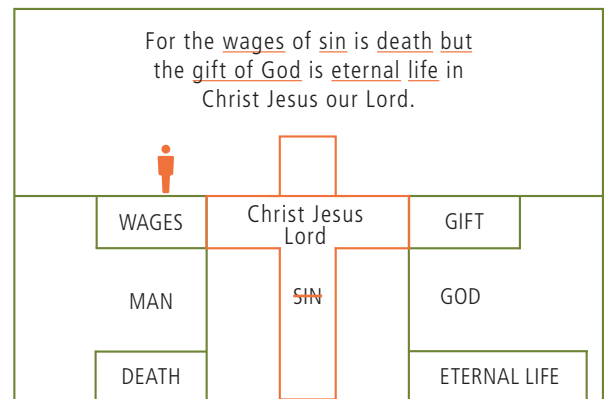
1. Let them read Romans 6:23 as you write it at the top of the page. (Draw the two cliffs as shown).
2. Underline *wages* and write it as shown. Ask, "How would you define wages?" "That's right, it is something we earn."
3. Underline *sin* and write it between the cliffs. Ask, "What is sin? Do you think we have all sinned?" Agree with them when they say that we all have sinned. Then ask, "What does it say we earn because of our sin?"
4. Underline *death* and write it as shown. Explain that it's not a physical death: eternal separation from God is a spiritual death. Write *man* on one cliff and *God* on the other. Use it to show the separation, because God is holy and we are sinful. Ask if that makes sense or if they have questions.



Objective in Part 1: To help them understand that they are sinful and separated from God.

Part 2

1. Underline *gift* and write it as shown. Ask, "What's the difference between a wage and gift?" Clarify that a gift is not earned, but a wage is. Then ask, "What does it say is the gift God gives us?"
2. Underline *eternal life* and write it. Ask, "What do you think of when you think of eternal life?" Explain that it is a relationship with God that will last forever. Contrast this gift with what we have earned for ourselves. Ask, "Who is this eternal life in?" Point back to the verse to show that it is in Christ.
3. Draw the cross as shown and explain that Jesus died the death that we earned for our sins and rose from the dead and took our place. Strike through the word *sin*. Share that He did this so we might have eternal life because our sin was keeping us from God. Ask if that makes sense or if they have questions.

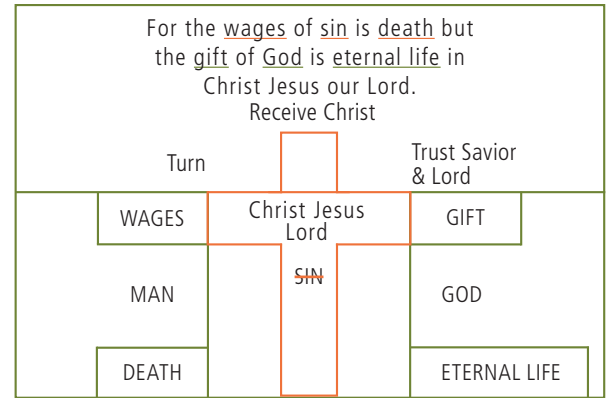


Objective in Part 2: To help them see that God offers us eternal life as a free gift because Christ paid the penalty for our sins.

Part 3

1. Explain that the Bible says it is not enough to believe intellectually but each person must make an individual decision.
2. Ask, "What do you think we must do in order to have this eternal life?" If they say good works, point out that it is a free gift and cannot be earned because we will never be perfect.
3. Ask, "If I wanted to give you this pen, when would it be yours? That's right, when you received it." In the same way each person must receive Christ.

4. Write *receive Christ*. To receive Christ a person must *Turn & Trust*. Write those words as shown. If they want to receive eternal life, they must decide to turn from their sin and trust Christ. Point out that we must receive Christ for who He is, and ask what He is called in the verse. Follow up by asking, "What is a lord?" Agree that a lord is someone in control. Explain that one must trust Christ to be their Savior, trust in His death & resurrection for salvation, and trust in Him to be their Lord and let Him take control of their life. Give a short testimony of how you specifically received Christ (i.e. through prayer). Ask, "Do you understand what it means to receive Christ?" Let them break the silence with their answer. If no, answer their questions until they understand what it means to receive Christ, and then ask them if they would like to receive Christ.



Objective in Part 3: To help them see that they need to individually receive Christ and to tell them how, you can finish by asking, "Would you like to receive Christ?"